




Lesson Plans and Teacher Guides

Lesson Type: Differentiated Learning

First Grade



ABOUT THE BOOK

GUIDED READING:

I

LEXILE LEVEL:
530L

**CHARACTER
TRAITS:**
Fairness
Resourcefulness
Sharing

REGION:
Australia

ISBN:
978-0-874838-79-4

COMMON CORE STANDARDS

NOTE:

Find correlating
Common Core
Standards at the
head of each activity
section.

Why Koala Has a Stumpy Tail

Written by Martha Hamilton and Mitch Weiss

Outcome

Students will demonstrate an understanding of the story through discussion, reading, writing, spelling, phonics, and acting.


Overview

Students will read and explore a folktale from Australia while utilizing interdisciplinary connections in language arts, science, math, drama, and art.

Materials

General

- Book, *Why Koala Has a Stumpy Tail*
- 9 Index cards with 1 of the letters in the word “marsupial” on each card
- World map or globe
- Blackboard or Whiteboard
- Scissors
- Crayons or markers
- Lined paper
- Unlined paper



Why Koala Has a Stumpy Tail

First Grade


- Eucalyptus cough drops
- Various shades of green tissue paper
- Glue
- Pencils

Optional: Extension Activities

- Computer with Internet access
- Padma, T.V. *Growing Gold*. Atlanta: August House, 2008.
- Cleveland, Rob. *The Archer and the Sun*. Atlanta: August House, 2008.
- Books or pictures from the internet of eucalyptus trees and koalas

Assessment Tools

- “Matching Words and Pictures” worksheet
- “Reading Directions” worksheet
- “Writing New Words” worksheet
- “Hard /C/ and /K/” worksheet




Why Koala Has a Stumpy Tail

First Grade

Table of Contents

Introduction • 4
Discussion Questions • 7
Language Arts • 9
Phonics • 13
Math • 15
Dramatic Arts • 16
Art • 17
Extension Activity • 18



Why Koala Has a Stumpy Tail

First Grade

Introduction

COMMON CORE STANDARDS

CCSS.ELA-LITERACY.

RF.1.2.D:

Syllables

CCSS.ELA-LITERACY.

SL.1.1:

Collaborative
conversations

CCSS.ELA-LITERACY.

SL.1.4:

Relevant details

CCSS.ELA-LITERACY.

SL.1.6:

Complete sentences


Introducing the Story

Materials:

- 9 Index cards with 1 of the letters in the word “marsupial” on each card (Be sure to make 2 cards with “a” on them)
- World map or globe

Directions:


- Teacher chooses 9 students to come to the front of the room.
- Gives each student 1 card that has a letter on it. (Letters together spell the word “marsupial.”) Teacher tells students to stand next to each other, in a line and hold their letters in front of them so their classmates can see the letters.
- Asks students to come to the front of the room, one at a time, to arrange their classmates (and the letters) in order to spell a word.
- Arranges students to spell the word “marsupial” if no student has already created it.
- Asks students to sound out and read this word.
- Asks students what “marsupial” means (an animal group in which the female carries its young in a pouch).
- Asks students to name animals that are marsupials (kangaroo, koala, wallabies, and wallaroo). (Opossums, although classified as marsupials, do not have a pouch. The babies ride on their mothers’ backs.)
- Asks students to share what they know about marsupials.



Why Koala Has a Stumpy Tail

First Grade

- Shares the following facts about koalas, as appropriate:
 - Koalas might look like teddy bears and some people call them koala “bears,” but they are not related to bears.
 - Koalas live in the eastern part of Australia. (Show on world map or globe.)
 - A newborn koala:
 - Is about the size of a jelly bean.
 - Is blind and hairless.
 - Has a good sense of smell and touch.
 - Finds its way to its mother’s pouch and stays there for about 7 months. Once it outgrows the pouch, it will ride on its mother’s back or belly.
 - Koalas spend most of their time in trees. The trees help protect them from other animals and from harsh weather. The eucalyptus (gum) trees also provide them with food. Koalas eat eucalyptus leaves which are poisonous to most other animals.
 - Koalas eat about a half pound to three pounds of eucalyptus leaves each day. The leaves are not very nutritious and do not provide a lot of energy for the koalas. This is why koalas move slowly and sleep 18-22 hours each day.
 - Koalas often stay in the same tree for days.
 - Males are more active than the females and feed during the day.
 - Females sleep all day and feed at night.



Why Koala Has a Stumpy Tail

First Grade

- The koala gets its name from an ancient Aboriginal word meaning “no drink” because it receives almost all of its hydration from eucalyptus leaves. A koala only drinks when it is ill or when there is not enough moisture in the leaves. This may happen during a drought.

COMMON CORE STANDARDS

CCSS.ELA-LITERACY.

RL.1.10:

Text complexity

CCSS.ELA-LITERACY.

RF.1.4.A:

Fluency


Teacher Reads the Story

Materials:

- Book, *Why Koala Has a Stumpy Tail*

Directions:

- Tells students that they will be reading a folktale from Australia about a koala and a tree kangaroo.
- Distributes books so each student receives a copy of *Why Koala Has a Stumpy Tail*.
- Reads story and students follow along in their books or each student takes a turn reading one page aloud.



Why Koala Has a Stumpy Tail

First Grade

Discussion Questions

For Assessing Comprehension

COMMON CORE STANDARDS

CCSS.ELA-LITERACY.

RL.1.1:


Key details

CCSS.ELA-LITERACY.

RL.1.3:

Characters, settings,
events


- Who are the characters in the story?
- Describe Tree Kangaroo.
- Describe Koala.
- How did Koala and Tree Kangaroo feel about each other at the beginning of the story?
- What did Koala have at the beginning of the story that he did not have at the end of the story?
- What is this story about?
- Where does this story take place?
- One year there was no rain. What happened because of this?
- Why were Koala and Tree Kangaroo worried?
- Look at the illustration on Page 3. How can you tell that the leaves are drying up?
- Which animal recalled a way to find water?
- What idea did Tree Kangaroo have to find water?
- How much water were they hoping to find in the streambed?
- Who started digging in the streambed? Why?
- Was it hard or easy for Tree Kangaroo to dig in the dry streambed?
- What did Koala do while Tree Kangaroo was digging?
- After Koala woke up from his nap, he started to climb down from the tree. What excuse did he give for not digging?



Why Koala Has a Stumpy Tail

First Grade

- What was the third excuse that Koala gave for not digging?
- How did Tree Kangaroo feel when Koala did not help him dig?
- What did Koala do when Tree Kangaroo found water?
- How did Tree Kangaroo feel when Koala pushed him out of the way and began gulping the water?
- What did Tree Kangaroo do?
- What happened to Koala's tail?
- Why did Koala lose a good friend?
- What two words did the author use to describe Koala on the last page of the story?
- Do you think that Koala is a male or female? Why? (Koala is probably a male because he was active during the day. Females usually sleep all day and eat at night.)



Why Koala Has a Stumpy Tail

First Grade

Language Arts

COMMON CORE STANDARDS

CCSS.ELA-LITERACY.

RL.1.6:

Narrator, point of view

CCSS.ELA-LITERACY.

SL.1.1:

Collaborative

conversations

CCSS.ELA-LITERACY.

SL.1.6:

Complete sentences

CCSS.ELA-

LITERACY.L.1.1.F:

Complete sentences


Point of View

Materials:

- Blackboard or Whiteboard

Directions:

- Tells students that a story can be told from different points of view. For example, if you have a disagreement with your classmate, you both might tell the teacher a different version of the same story.
- Asks students how the story would be different if Koala or Tree Kangaroo was telling it.
- Divides the class into two groups. Teacher asks one group to tell the story from Koala's point of view and the other to tell the story from Tree Kangaroo's point of view.
- Teacher and students discuss how the stories differ.
- Asks each member of the Koala group to name three adjectives to describe Koala and three adjectives to describe Tree Kangaroo.
- Asks each member of the Tree Kangaroo group to give three adjectives to describe Tree Kangaroo and three to describe Koala.
- Teacher and students discuss how these adjectives differ depending on point of view.



Why Koala Has a Stumpy Tail

First Grade

COMMON CORE STANDARDS

CCSS.ELA-LITERACY.
RL.1.7:
Illustrations and details

Matching Words and Pictures

Materials:

- “Matching Words and Pictures” worksheet
- Scissors

Directions:

- Students cut out the pictures and the words.
- Match each word with the correct picture.

COMMON CORE STANDARDS

CCSS.ELA-LITERACY.
RL.1.7:
Illustrations and details
CCSS.ELA-LITERACY.
RF.1.4.A:
Fluency

Reading Directions

Materials:

- “Reading Directions” worksheet
- Crayons or Markers

Directions:

- Students read the directions in each box.
- Follow the directions to color in the picture in that box.


COMMON CORE STANDARDS

CCSS.ELA-
LITERACY.L.1.5.D:
Shades of meaning

Similes

Directions:

- Tells students that the streambed was “as dry as a desert” which is a simile. When you write a story or a poem, you want to create pictures in the reader’s mind. This is called imagery. You can use a simile to compare a word to something that you already know. Similes use the words “like” and “as” to make the comparison. Examples include “as gentle as a lamb,” “as warm as toast,” and “like a bear in hibernation.”



Why Koala Has a Stumpy Tail

First Grade

- Writes the following similes on the board and asks students to complete the simile with an appropriate word:
 - Quiet as a____(mouse)
 - Playful as a____(kitten)
 - Slow as a____(snail)
 - Busy as a (beaver, bee)
 - Free as a____(bird)
 - Hungry as a____(wolf)
 - Stubborn as a____(mule)
 - Deep as the____(ocean)
 - Straight as an____(arrow)
 - Good as____(gold)
 - Cold as____(ice)
 - Flat as a____(pancake)
 - Sweet as____(sugar, honey)
 - Light as a____(feather)
 - Green as____(grass)
- Tells students to create two similes, one for Koala and one for Tree Kangaroo. (Example: lazy as Koala; resourceful as Tree Kangaroo)

COMMON CORE STANDARDS

CCSS.ELA-LITERACY.

RF.1.2.B:

Phonemes

CCSS.ELA-LITERACY.

RF.1.2.D:

Segment syllables


Writing New Words

Materials:

- “Writing New Words” worksheet
- Pencils

Directions:


- Students name each picture.



Why Koala Has a Stumpy Tail

First Grade

- Write the name of the picture on the line under each picture.
- Choose letters from the letter bank to write new words with the same word endings. Letters may be used more than once.



Why Koala Has a Stumpy Tail

First Grade

Phonics

Hard /C/ and /K/

Materials:

- “Hard /C/ and /K/” worksheet
- Pencils

Directions:

- Sometimes the letters /c/ and /k/ make the same sound at the beginning of words. Name each picture.
- Write /c/ if the word begins with a /c/.
- Write /k/ if the word begins with a /k/.

Blends Detective

Materials:

- Book, *Why Koala Has a Stumpy Tail*
- Blackboard or Whiteboard
- Lined paper
- Pencils

Directions:

- Teacher divides class into three groups.

Group A:

- Teacher reminds students that a “blend” is the sound made when two or more consonants follow one another (e.g. /br/, /bl/, /str/, etc.)
- Teacher and students reread the story and find words that begin with blends.
- Teacher writes these words on the board.
- Students copy the words on lined paper. (Example: page 1- tree, friends, stumpy)

COMMON CORE STANDARDS

CCSS.ELA-LITERACY.

RF.1.2.B:

Phonemes

CCSS.ELA-LITERACY.

RF.1.2.C:

Initial, medial, final
sounds

CCSS.ELA-LITERACY.

SL.1.1: Collaborative
conversations


CCSS.ELA-LITERACY.

SL.1.6:

Complete sentences

CCSS.ELA-LITERACY.

RL.1.2: Retell stories,
key details



Why Koala Has a Stumpy Tail


First Grade

Group B:

- Students work with partners to reread the story and find words that begin with blends.
- Students copy these words onto lined paper.

Group C:

- Students work individually and complete activity as per Group B.



Why Koala Has a Stumpy Tail

First Grade

Math

COMMON CORE STANDARDS

CCSS.MATH.

CONTENT.1.MD.C.4:

Organize and interpret
data


How Do You Spend Your Day?

Materials:

- Unlined paper
- Pencils
- Crayons or markers

Directions:

- Teacher reminds students that koalas spend 18-22 hours per day sleeping. They spend 1-3 hours per day eating. The rest of the day is spent moving between tree branches or to another tree, grooming, and socializing.
- And students make a list of how they (as a group) spend their days including the amount of time each activity takes.
- Explains how to make a pie chart.
- Makes a pie chart to show how they spend their day.



Why Koala Has a Stumpy Tail

First Grade

Dramatic Arts

COMMON CORE STANDARDS

CCSS.ELA-LITERACY.

SL.1.1:

Collaborative
conversations

CCSS.ELA-LITERACY.

SL.1.4:

Relevant details

CCSS.ELA-LITERACY.

SL.1.6:

Complete sentences

CCSS.ELA-LITERACY.


RL.1.5:

Text types

Pourquoi Skits

Directions:

- Explains that *Why Koala Has a Stumpy Tail* is a “pourquoi” (“pour kwa”) story. Pourquoi means “why” in French. Pourquoi stories explain why an animal, plant, or natural object looks or acts the way that it does. These stories have been told since ancient times to help people understand why things are the way they are.
- Asks students what *Why Koala Has a Stumpy Tail* explains.
- Gives examples of possible pourquoi story ideas. (Why a rainbow comes out after the rain, why snakes have no hands or feet, why zebras have stripes, why pigs grunt, etc.)
- Divides the class into small groups. Each group creates a pourquoi story of their choice and shares it with the class.



Why Koala Has a Stumpy Tail

First Grade

Art

COMMON CORE STANDARDS

CCSS.ELA-LITERACY.

RL.1.7:

Illustrations and details


Make a Eucalyptus Tree

Materials:

- Eucalyptus cough drops
- Crayons or markers
- Unlined paper
- Various shades of green tissue paper
- Scissors
- Glue
- Optional: Books or pictures from Internet of eucalyptus trees and koalas

Directions:

- Teacher informs students that koalas depend on eucalyptus trees to survive. There are over 600 kinds of eucalyptus trees but koalas will only eat the leaves from about 50 of them, though they prefer only 10 different varieties of eucalyptus leaves. Koalas often smell like a eucalyptus cough drop because they eat so many leaves.
- Teacher allows students to smell the eucalyptus cough drops.
- Students draw a tree trunk and branches.
- Students make leaves out of different shades of green tissue paper. Paste leaves on tree branches.
- Students draw a koala in or near the tree.



Why Koala Has a Stumpy Tail

First Grade

Extension Activity

COMMON CORE STANDARDS

CCSS.ELA-LITERACY.

RL.1.9:

Compare and contrast

Compare and Contrast

Materials:

- Book, *Growing Gold*

Directions:

- Teacher reads *Growing Gold* by T.V. Padma.
- Students compare and contrast the themes of laziness and hard work with *Why Koala Has a Stumpy Tail*.

COMMON CORE STANDARDS

CCSS.ELA-LITERACY.

RL.1.6:

Narrator, point of view


Technology Connection

Materials:

- Computer with Internet access

Directions:

- Students access www.storycove.com with help from the teacher.
- View the animation for *Why Koala Has a Stumpy Tail* narrated by the authors.
- Think about how the storytellers use their voices to convey emotions throughout the story.
- Explore the animations and activities for other stories on www.storycove.com.



Why Koala Has a Stumpy Tail

First Grade

COMMON CORE STANDARDS

CCSS.ELA-LITERACY.

RL.1.10:

Text complexity

Read Another Pourquoi Story

Materials:

- Book, *The Archer and the Sun*

Directions:

- Teacher reads *The Archer and the Sun* by Rob Cleveland.
- This pourquoi story explains why the sun rises in the morning and sets in the evening.

Name _____ Date _____

Matching Words and Pictures

Directions: Cut out the pictures and the words. Match each word with the correct picture.



tail

tree

Tree Kangaroo

dig

Koala

leaves

Name _____ Date _____

Reading Directions

1. Here is a koala.
Color the koala gray.
Draw a stumpy tail on the koala.



2. Here is a tree.
Color the trunk brown.
Color the leaves green.



3. Here is a tree kangaroo.
Color the tree kangaroo brown.
Draw a long tail on the tree kangaroo.



Name _____ Date _____

Writing New Words

Directions: Name each picture. Write the name of the picture on the line under each picture. Choose letters from the letter bank to write new words with the same word endings. Letters may be used more than once.



_____ ee
_____ ee



_____ ail
_____ ail
_____ ail



_____ un
_____ un
_____ un



_____ ig
_____ ig
_____ ig

Letter Bank: b f h j m n p r s w

Name _____ Date _____

Hard /C/ and /K/

Directions: Sometimes the letters /c/ and /k/ make the same sound at the beginning of words. Name each picture. Write /c/ if the word begins with a /c/. Write /k/ if the word begins with a /k/.





