

Outcome:

The students will learn about Panama including geography, agriculture, climate, and the Panama Canal.

Materials:

Red crayon/marker

Medium Blue crayon/marker

Word Search worksheet

ABC Order Tropical Fruits of Panama worksheet

Introductory Activity:

Teacher will present the following information to class, using classroom globe or map as appropriate.

- Panama is a small nation in Central America, slightly smaller than South Carolina.
- It occupies the narrowest part of Central America and is bordered by the Caribbean Sea to the North, the country of Columbia to the East, the Pacific Ocean to the South and the country of Costa Rica to the West.
- Panama used to be a land bridge between North and South America.
- The Panama Canal was built to link the two oceans. It took 10 years to build and opened in 1914. It made Panama a much more important country. Before it was built, ships had to make the long voyage around the southern tip of South America.
- The canal is 51 miles (82 kilometers). More than 12,000 ships pass through the canal each year.
- Panama has a tropical climate and is hot throughout the year (although somewhat cooler in the mountains).
- There are two seasons; the dry season spans from January through mid April and the wet season lasts from mid April through December.
- Jungle and dense rainforests cover much of the country.
- Most of the people in Panama speak Spanish. Many of the residents are bilingual (speak 2 languages) and many Panamanians speak English.
- The capital city, Panama City, is a modern city.
- Making the flag of Panama

Materials: paper, pencil, red crayon or marker and a medium blue color crayon or marker

Teacher describes the flag of Panama and students draw the flag.

Fold your paper in half. Open it back up and then fold it in half again the other way to have 4 equal sized rectangles. The top left rectangle is white with a blue 5-pointed star in its center. The top right rectangle is solid red. The bottom left rectangle is solid blue. The bottom right rectangle is white with a red 5-pointed star in its center.



Color significance: The white stands for peace. The red and blue squares stand for the political parties: blue-liberals and red-conservatives. The blue star is for purity and honesty. The red star is for authority and legality.

Teacher Reading of Story:

Teacher asks students to raise their hands when they hear Spanish words. Spanish is the native language of Panama.

Comprehension:

- What verbs (action words) describe how Conejito went up the mountain? (dancing, leaping, running, singing)
- What did the Fox, Tiger, and Lion say to Conejito when he bumped into them?
- What did Tia Monica say to Conejito when he was afraid to go down the mountain?
- What did Conejito tell the animals when he was in the barrel? (Mountain is on fire...)

Interpretation:

- Why did Conejito bump into the animals?
- Why did Conejito go down the mountain in a barrel?
- Do you think Conejito will visit his Aunt next vacation?
- Why did the author use Spanish words in the story?
- In which Panamanian season did the story take place? (dry season)

Follow up Activities:

- Panama Canal Word Find

Materials: pencil, paper

Teacher writes PANAMA CANAL on board. Children make as many words as they can with these letters in a specified period of time. (pan, can, map, lamp, Pam, Al, lap, pal, nap, man, plan, A...) (Teacher can also write the "CANAL PANAMA" on the board and show the children that spelling backwards starting with the final A in Panama you can spell "A man a plan." In 1914 when the canal was finished, people talked about President Roosevelt, President from 1901-1909, using that example and saying, "A man. A plan. A canal.")

- Watch the Panama Canal Live

Materials: computer with Internet

Go to www.pancanal.com/eng/photo/camera-java.html to see a live feed of the Panama Canal.

- Character Web

Materials: pencil, paper

Students draw 6 circles on paper and write the name of main characters from the story in each of the six circles. Students draw 4 lines (or more) radiating from each circle and write a word on each line to describe that character.

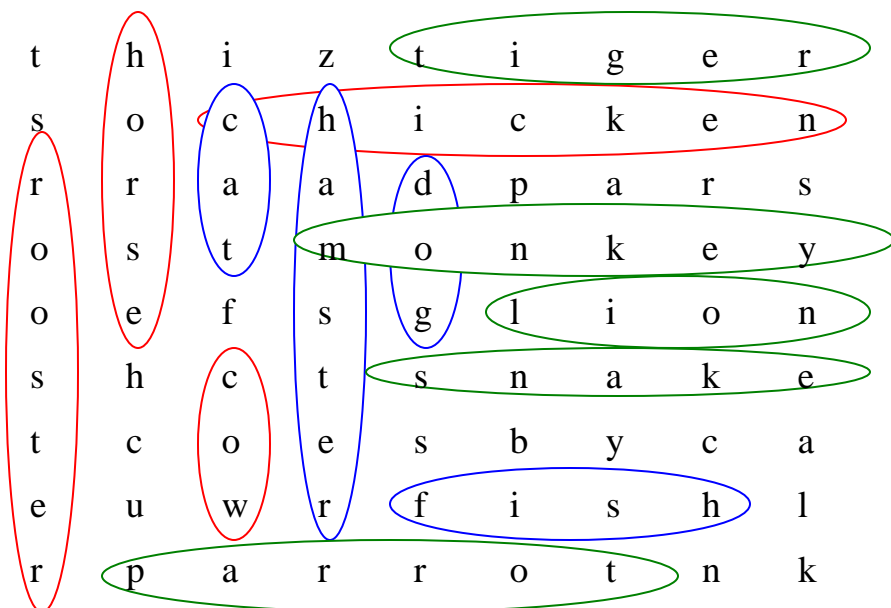
Extension Activities:

- Word Search

Materials: worksheets; red, green, and blue crayons or markers

Directions: circle rain forest animals with a green crayon, farm animals with a red crayon, and good pets with a blue crayon.

Worksheet—word bank is provided: parrot, dog, cow, monkey, cat, horse, rooster, fish, snake, lion, hamster, chicken, and tiger



- ABC Order Tropical Fruits of Panama worksheet

Materials: worksheet, pencil

Worksheet has list of tropical fruits grown in Panama and their pictures. Students put the words in alphabetical order.

Kiwi, papaya, pineapple, coconut, mango, passion fruit, plantain, guava, orange, strawberry, melon

- Making Batidos (tropical milkshakes)

Materials: frozen tropical fruit, milk, one-half cup sugar, blender, cups, napkins

Teacher makes Batidos by filling blender one-third to one-half full with frozen tropical fruit. Milk is added until the blender is almost full. Blend. Add sugar to taste and serve to students.

Name _____ Date _____

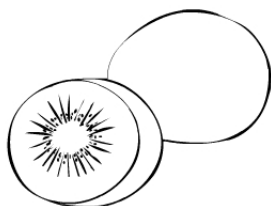
Word Search

t h i z t i g e r
s o c h i c k e n
r r a a d p a r s
o s t m o n k e y
o e f s g l i o n
s h c t s n a k e
t c o e s b y c a
e u w r f i s h l
r p a r r o t n k


parrot
dog
cow
monkey
cat
horse
rooster
fish
snake
lion
hamster
chicken
tiger

Name _____ Date _____

ABC Order Tropical Fruits of Panama




kiwi



strawberry



melon



coconut



passion fruit



plantain



pineapple



mango



guava



orange



papaya

Put the fruit names in alphabetical order.

1. _____
2. _____
3. _____
4. _____
5. _____
6. _____
7. _____
8. _____
9. _____
10. _____
11. _____