

# THE CLEVER MONKEY RIDES AGAIN

Pre-Kindergarten

## **Outcome:**

Students will demonstrate an understanding of the story through discussion, phonics, writing, and movement.

## **Overview:**

Students will read and explore a folktale from West Africa while utilizing multidisciplinary connections in science, social studies, dramatic arts, and art.

## **Materials:**

Book, *The Clever Monkey Rides Again*

Popsicle sticks

Glue sticks

Scissors

Crayons

Large white paper plates

Orange or brown paint

Paint brushes

Pipe cleaners

Scissors

Markers

Glue

## **Optional:**

Hamilton, Martha, and Mitch Weiss. "One Good Trick Deserves Another." *Through the Grapevine*. Little Rock: August House, 2001. 36-38.

MacDonald, Margaret Read. *Conejito*. Little Rock: August House, 2006.

Tingle, Tim. *When Turtle Grew Feathers*. Atlanta: August House, 2007.

## **Assessment Tools:**

"Animal Puppets" worksheet

"L" worksheet

"Monkey and Lion's Path" worksheet

## **INSTRUCTIONAL PLAN**

### **Introduction:**

- Teacher tells students they will be reading a story about animals in the African jungle.
- Teacher asks students to name jungle animals.
- Teacher asks students to tell what they know about lions.
- Teacher adds the following details about lions, as appropriate.
  1. Lions are large, strong cats.
  2. Lions live together in groups called prides.

# THE CLEVER MONKEY RIDES AGAIN

Pre-Kindergarten

## **Introduction cont.:**

3. Young lions are called cubs. When born, they are the size of a small house cat.
  4. Male lions are the only ones with manes. Their manes begin to grow when they are about three years old.
- Teacher instructs students to listen for the other animals in the story.

## **Teacher Reads the Story:**

### Materials:

Book, *The Clever Monkey Rides Again*

“Animal Puppets” worksheet

Crayons

Scissors

Glue sticks

Popsicle sticks (five per student)

### **Directions:**

- Teacher reads through the story.
- After reading the story, teacher reviews unfamiliar words to define them and look at how they are used in the story, for example: saddle.
- Teacher asks students to identify the animals in the story.
- Teacher hands out the “Animal Puppets” worksheet.
- Students color in the pictures, cut them out, and glue them to the popsicle sticks to make puppets.
- Teacher tells students that she will read the story again.
- Teacher instructs students to listen carefully to the story and to hold up the correct puppet each time the animal is mentioned.
- Teacher reads story aloud.

## **Discussion Questions for Assessing Students’ Comprehension:**

- Where did the animals live?
- Why were the animals sad?
- Most of the animals were afraid of the lion. Would you have been afraid of the lion? Why or why not?
- Of what animal was the monkey afraid?
- Of what animals would you be afraid?
- How did the monkey trick the lion?
- Why did the lion run fast?
- What did the animals do when they saw the monkey riding on the lion’s back?
- Where did the monkey go?
- Why did the lion run away at the end of the story?
- Do you think the lion is still running?
- Do you think the clever monkey is still laughing?
- Is the lion a male or female? How do you know? (The lion is male. He has a mane.)

# THE CLEVER MONKEY RIDES AGAIN

Pre-Kindergarten

## **Phonics:**

### • **Letter L**

#### Materials:

“L” worksheet

Crayons

**Directions:** Lion begins with the letter “L.” Circle the pictures that begin with the letter “L” like lion.

## **Dramatic Arts:**

### • **Act It Out**

#### **Directions:**

1. Teacher reviews story with students including plot, sequence, and characters.
2. Teacher discusses the body language and facial expressions of characters using illustrations from the book.
3. Teacher asks students what they think each character’s voice would sound like.
4. Teacher divides class into groups of at least 5 students per group.
5. Teacher tells students which character from the story they will role-play. (Monkey, Lion, Elephant, Giraffe, Rhino, other jungle animals)
6. Each group practices acting out the story.
7. Each group shows the class their play.

## **Pre-Writing:**

### • **Monkey and Lion’s Path**

#### Materials:

“Monkey and Lion’s Path” worksheet

Crayons

**Directions:** Use a crayon to trace the path that Monkey and Lion took to get to the watering hole.

## **Art:**

### • **Paper Plate Lions**

#### Materials:

Large white paper plates (one per student)

Orange or brown paint

Paint brushes

Pipe cleaners (six per student)

Scissors

Markers

Glue

#### **Directions:**

- Students:
  1. Paint the paper plate orange or brown. Allow it to dry.
  2. Create a mane by cutting slits around the plate about 2 inches deep and spaced about  $\frac{3}{4}$  inch apart.
  3. Gently fold the strips of the mane back and forth like a fan to give body to the mane.

# THE CLEVER MONKEY RIDES AGAIN

Pre-Kindergarten

## Art cont.:

### **Paper Plate Lions cont.**

4. Draw a face on the lion.
  5. Glue whiskers in place.
- Teacher asks students if the lions they made are male or female lions. Teacher asks students how they know. (Male lions have manes.)

## Movement:

- **Snake Game** (A traditional African game that emphasizes cooperative play)

### **Directions:**

1. Teacher marks off boundaries to define the outside playing area.
2. One student is chosen to be the head of the snake. That student chases the other students.
3. When a student is caught, that student becomes the snake's tail.
4. The two students (snake's head and snake's tail) hold hands, chase the other students, and tag them from either end.
5. Each new student who is tagged becomes either the head or the tail of the snake.
6. The game continues until all of the students are part of the snake.

## Extension Activity:

### • **Compare and Contrast**


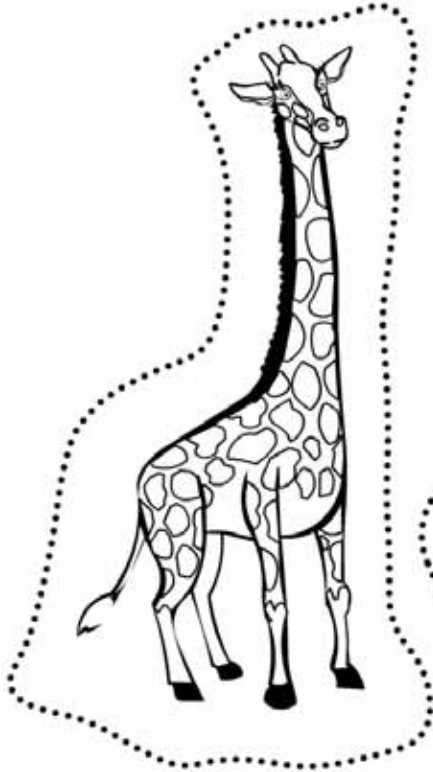


- Teacher reads *Conejito* by Margaret Read MacDonald to the students. Students compare and contrast this trickster tale about a clever rabbit with *The Clever Monkey Rides Again*.
- Teacher reads *When Turtle Grew Feathers* by Tim Tingle. Students compare and contrast this story about a rabbit that was a bully with *The Clever Monkey Rides Again*. Teacher can highlight these areas of comparison:
  1. How do the characters bully others?
  2. How do other characters outsmart the bully characters?
- Teacher reads "One Good Trick Deserves Another" on page 36 in *Through the Grapevine* by Martha Hamilton and Mitch Weiss. This tale from Tibet tells about clever mice outsmarting a cat. Students compare and contrast this story with *The Clever Monkey Rides Again*.

# THE CLEVER MONKEY RIDES AGAIN

Pre-Kindergarten

Name \_\_\_\_\_ Date \_\_\_\_\_

## Animal Puppets


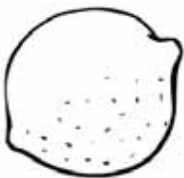


# THE CLEVER MONKEY RIDES AGAIN

Pre-Kindergarten

Name \_\_\_\_\_ Date \_\_\_\_\_

L



# THE CLEVER MONKEY RIDES AGAIN

Pre-Kindergarten

Name \_\_\_\_\_ Date \_\_\_\_\_

## The Monkey and the Lion's Path

Directions: Trace the dotted lines to show the path the monkey and the lion took to get to the watering hole.

